



THE SEAT **Leon**

Pricing and specification list.

Why **easy**move?

We've made it really simple to pick the SEAT Leon that's right for you. There are multiple individual trims, each with their own unique equipment and appeal.

1 Pick the trim that sounds like your kind of car.

2 Choose the engine that suits you.

3 Personalise your Leon with your favourite colour.

And that's it. It couldn't be easier to do your thing.



1. Pick your trim.



01. **Leon 5dr SE.** The Essential One.

02. **Leon 5dr SE Dynamic.** The Connected One.

03. **Leon 5dr FR.** The Stylish One.

04. **Leon 5dr FR Sport.** The Sporty One.

1. Pick your trim.



01. **Leon Estate SE.** The Essential One.

02. **Leon Estate SE Dynamic.** The Connected One.

03. **Leon Estate FR.** The Stylish One.

04. **Leon Estate FR Sport.** The Sporty One.

Leon SE.

The Essential One.

From £23,895*

Equipped with an 8.25" media system, your Leon is ready for your favourite tracks and wireless smartphone connection ensures maximum connectivity between the car and your phone to keep you in touch on the move. Cruise control and speed limiter will keep you at a safe speed, and LED headlights, tail lights and Daytime Running Lights mean you're ready to see and be seen.

Key specifications for the SE trim

Wheels and tyres

- 16" Urban alloy wheels with 205/55 R16 91V tyres

Exterior equipment

- Door mirrors (electrically adjustable and heated)
- LED Headlights and tail lights
- LED Front fog lamps with cornering function
- Metallic paint
- Separate daytime running light with automatic headlight control

Infotainment

- Full Link smartphone integration (Mirror Link, Wireless Apple CarPlay, Wired Google Android Auto)

Media System

- 8.25" screen
- DAB (Digital Audio Broadcasting) and AM/FM radio
- Bluetooth® audio streaming and handsfree system
- Steering wheel-mounted audio and phone controls

SEAT Connect:

- Safety & Service: 10 year subscription included.
- Remote Access including online updates: 12 month subscription included (see equipment for full details)

Seats and trim

- Chrome interior detailing
- Cloth upholstery
- Driver and passenger seat manual height-adjustment

Functional and mechanical

- Electric front and rear windows
- Parking sensors (rear)

Safety and security

- Anti-theft alarm system, interior monitoring, backup horn, and towing protection
- Cruise control with speed limiter
- Electronic differential lock (XDS) and dynamic traction support
- KESSY Go (Keyless start)
- Front assist: Forward collision warning braking reaction to vehicles, pedestrians and cyclists
- ISOFIX points in outer rear seats
- Lane Keeping System




Model shown: Leon 5dr SE in Magnetic Tech Grey metallic paint.



Model shown: Leon Estate SE in Magnetic Tech Grey metallic paint.



01



02

- *Price is for Leon 5dr SE 1.0 TSI EVO 110PS. **01.** 16" 'Urban' alloy wheels. **02.** Two tone grey and black fabric with dark silver stitching.

The SEAT Connect services can be operated only by using available public communication technologies. Please note that due to development of these technologies, especially mobile networks, SEAT cannot guarantee consistent availability in all countries for the duration of SEAT Connect services. Possible changes in technology may cause permanent unavailability of them.

Leon SE Dynamic.

The Connected One.

From £25,445*

17" alloy wheels ensure a smart street presence, while Full Link technology via a 10" smart touch display keeps you connected to your smartphone's features. With an on-board navigation system, cruise control and Park Assist, you're ready for the road and fully connected to the world around you.

In addition to the SE trim

Wheels and tyres

- 17" Dynamic tri-spoke alloy wheels with 225/45 R17 91W tyres

Exterior equipment

- Dark tinted rear windows

Infotainment

- Digital cockpit
- Media system with 10.0" display and navigation
- USB Type C x4 (x2 in front, x2 in rear)

Interior equipment:

- Front centre armrest

SEAT Connect: Safety, Service, Remote and Online.

- As per SEAT Connect: Safety, Service and Remote, plus
- Online infotainment: 12 month subscription included
 - Online map update
 - Online traffic information
 - Online route calculation
 - Parking and petrol stations

Functional and mechanical

- Three zone climate control
- Park assist (including front and rear parking sensors)
- Rear view camera



Model shown: Leon 5dr SE Dynamic in Magnetic Tech Grey metallic paint.



Model shown: Leon Estate SE Dynamic in Magnetic Tech Grey metallic paint.

01

02



- 01. 17" 'Dynamic' tri-spoke alloy wheels.
- 02. Two tone grey and black fabric with dark silver stitching.

*Price is for Leon 5dr SE Dynamic 1.0 TSI EVO 110PS.

The SEAT Connect services can be operated only by using available public communication technologies. Please note that due to development of these technologies, especially mobile networks, SEAT cannot guarantee consistent availability in all countries for the duration of SEAT Connect services. Possible changes in technology may cause permanent unavailability of them.

Leon FR.

The Stylish One.

From £27,380*

Ready to take the wheel in style? While 17" alloy wheels and full LED headlights with dynamic turning signals provide an elegant touch to the exterior, three-zone climate control and ambient lighting keep things cool in the interior.

In addition to the SE Dynamic trim

Wheels and tyres

- 17" Dynamic bi-spoke alloy wheels with 225/45 R17 91W tyres

Exterior equipment

- Door mirrors (electrically adjustable, folding and heated)
- LED Headlights with dynamic turn signals, dynamic headlight range control, LED tail lights and rear fog lights with rear coast to coast lighting
- Rain sensing wipers
- Separate daytime running light with automatic headlight control and Coming Home feature (automatic)
- FR Sports bumpers

Infotainment

- Wireless phone charger

Interior equipment

- Ambient lighting

Functional and mechanical

- SEAT drive profile selection
 - Four different modes (Normal-Sport-Eco-Individual)
 - Throttle response
 - Gear shifts mode (only DSG models)
- Sports suspension



Model shown: Leon 5dr FR in Desire Red metallic paint.



Model shown: Leon Estate FR in Desire Red metallic paint.

01

02



01. 17" 'Dynamic' bi-spoke alloy wheels.

02. Grey fabric with Lava Red stitching.

Back | Forward |

*Price is for Leon 5dr FR 1.0 TSI EVO 110PS.

Leon FR Sport.

The Sporty One.

From £30,775*

Ready to stand out? With 18" alloy wheels, dark tinted windows and LED headlights with dynamic turn signals, your Leon FR Sport will make heads turn wherever you drive, while the interior wraparound lighting, coast to coast lighting and microsuede upholstery grab plenty of attention from your passengers.

In addition to the FR trim

Wheels and tyres

- 18" Performance machined alloy wheels with 225/40 R18 92Y tyres

Exterior equipment

- Door mirrors (electrically adjustable, folding, heated and memory)

Interior equipment

- Interior wraparound lighting

Seats and trim

- Heated front seats
- Leather, heated steering wheel (gearshift paddles replace leather gearstick on DSGs)
- Microsuede upholstery
- Powered driver seat with memory and manual height-adjustment for passenger¹
- Powered lumbar adjustment on driver side, manual on passenger side¹

*Price is for Leon 5dr FR Sport 1.5 TSI EVO 150PS

¹ Not available on eTSI engine.

01. 18" 'Performance' machined alloy wheels.

02. Soul Black Microsuede with Lava Red stitching.




Model shown: Leon 5dr FR Sport in Desire Red metallic paint.



Model shown: Leon Estate FR Sport in Desire Red metallic paint.



01



02

E-HYBRID benefits

Go further for less

e-HYBRID can achieve up to 256* miles per gallon making them more fuel efficient than pure combustion engines.

Harness the full power

Drive in three modes: All electric, pure TSI engine, or a combination of the two with the 204PS e-HYBRID powertrain.

Freedom to move

An all electric range of up to 39 miles allows for emission-free urban driving.

Lower taxation

SEAT Leon e-HYBRID models have lower Benefit in Kind (BiK) taxation and Road Fund Licence (RFL) than their equivalent combustion engine counterparts.

Efficient and connected charging solutions

Charge in under 4 hours with a home wallbox charger and monitor activity via your smartphone with SEAT CONNECT.

SEAT Leon e-HYBRID models come with a MODE 2 (3-pin) and a MODE 3 (charging station) cable as standard.

You could be eligible for a £350 OZEV (Office for Zero Emission Vehicles) grant towards the cost of your home wallbox.

*WLTP combined MPG.

10 The SEAT Leon. Pricing and specification list.



[Back](#) | [Forward](#) |

2. Pick your engine.

| | Derivative | Fuel | WLTP CO ₂ g/km | WLTP Combined mpg | Insurance group (1-50) | BIK 2023/24* | Basic price | VAT @ 20% | Retail price (P11D value) | 1st Year RFL Rate 2023/24 | 1st reg fee 2023/24 | Recommended On The Road Price |
|-----------------------|----------------------------|------|---------------------------------|-------------------------|------------------------------|-----------------|-------------|-----------|------------------------------|------------------------------|------------------------|----------------------------------|
| 5dr SE | 1.0 TSI EVO 110PS | P | 125 | 47.1-51.4 | 11E | 30% | £19,691.67 | £3,938.33 | £23,630.00 | £210.00 | £55.00 | £23,895.00 |
| | 1.0 eTSI DSG-auto 110PS | AFV | 125 | 45.6-51.4 | 12E | 30% | £22,225.00 | £4,445.00 | £26,670.00 | £200.00 | £55.00 | £26,925.00 |
| 5dr SE Dynamic | 1.0 TSI EVO 110PS | P | 128 | 47.1-50.4 | 12E | 30% | £20,983.33 | £4,196.67 | £25,180.00 | £210.00 | £55.00 | £25,445.00 |
| | 1.0 eTSI DSG-auto 110PS | AFV | 129 | 45.6-49.6 | 12E | 30% | £23,516.67 | £4,703.33 | £28,220.00 | £200.00 | £55.00 | £28,475.00 |

*BIK value is based on WLTP CO₂ and applicable from 19/12/2023.

The Recommended 'On The Road' price includes delivery charge to Retailer and number plates, one years Road Fund Licence at the 1st year rate (£0 – £2,605 depending on the CO₂ output of the vehicle), and the new vehicle registration fee (£55). VAT is calculated at 20.0%. SEAT may change RRP at any time (this includes where there are government changes in regulation and/or legislation). There may be a delay to any RRP displaying correctly on our materials. Always obtain prices from your chosen SEAT Retailer. Figures shown are for comparability purposes; only compare fuel consumption and CO₂ figures with other vehicles tested to the same technical procedures. These figures may not reflect real life driving results, which will depend upon a number of factors including the accessories fitted (post-registration), variations in weather, driving styles and vehicle load. Data correct as of 19/12/2023.

2. Pick your engine.

| | Derivative | Fuel | WLTP CO ₂ g/km | WLTP Combined mpg | Insurance group [1-50] | BIK 2023/24* | Basic price | VAT @ 20% | Retail price [P11D value] | 1st Year RFL Rate 2023/24 | 1st reg fee 2023/24 | Recommended On The Road Price |
|---------------------|----------------------------|------|---------------------------------|-------------------------|------------------------------|-----------------|-------------|-----------|------------------------------|------------------------------|------------------------|----------------------------------|
| 5dr FR | 1.0 TSI EVO 110PS | P | 128 | 47.1-50.4 | 12E | 30% | £22,595.83 | £4,519.17 | £27,115.00 | £210.00 | £55.00 | £27,380.00 |
| | 1.0 eTSI DSG-auto 110PS | AFV | 128 | 45.6-49.6 | 12E | 30% | £24,512.50 | £4,902.50 | £29,415.00 | £200.00 | £55.00 | £29,670.00 |
| | 1.5 TSI EVO 150PS | P | 132 | 44.1-48.7 | 18E | 31% | £23,912.50 | £4,782.50 | £28,695.00 | £255.00 | £55.00 | £29,005.00 |
| | 1.5 eTSI DSG-auto 150PS | AFV | 131 | 44.8-48.7 | 19E | 31% | £25,637.50 | £5,127.50 | £30,765.00 | £245.00 | £55.00 | £31,065.00 |
| | 1.4 e-HYBRID 204PS | AFV | 25 | 217.3-256.8 | 23E | 12% | £30,045.83 | £6,009.17 | £36,055.00 | £0.00 | £55.00 | £36,110.00 |
| 5dr FR Sport | 1.0 eTSI DSG-auto 110PS | AFV | 129 | 45.6-49.6 | 13E | 30% | £25,987.50 | £5,197.50 | £31,185.00 | £200.00 | £55.00 | £31,440.00 |
| | 1.5 TSI EVO 150PS | P | 133 | 44.1-47.9 | 18E | 31% | £25,387.50 | £5,077.50 | £30,465.00 | £255.00 | £55.00 | £30,775.00 |
| | 1.5 eTSI DSG-auto 150PS | AFV | 133 | 44.8-48.7 | 19E | 31% | £27,112.50 | £5,422.50 | £32,535.00 | £245.00 | £55.00 | £32,835.00 |
| | 1.4 e-HYBRID 204PS | AFV | 26 | 217.3-235.4 | 23E | 12% | £31,520.83 | £6,304.17 | £37,825.00 | £0.00 | £55.00 | £37,880.00 |

*BIK value is based on WLTP CO₂ and applicable from 19/12/2023.

The Recommended 'On The Road' price includes delivery charge to Retailer and number plates, one year's Road Fund Licence at the 1st year rate (£0 – £2,605 depending on the CO₂ output of the vehicle), and the new vehicle registration fee (£55). VAT is calculated at 20.0%. SEAT may change RRP at any time (this includes where there are government changes in regulation and/or legislation). There may be a delay to any RRP displaying correctly on our materials. Always obtain prices from your chosen SEAT Retailer. Figures shown are for comparability purposes; only compare fuel consumption and CO₂ figures with other vehicles tested to the same technical procedures. These figures may not reflect real life driving results, which will depend upon a number of factors including the accessories fitted (post-registration), variations in weather, driving styles and vehicle load. Data correct as of 19/12/2023.

2. Pick your engine.

| | Derivative | Fuel | WLTP CO ₂ g/km | WLTP Combined mpg | Insurance group (1-50) | BIK 2023/24* | Basic price | VAT @ 20% | Retail price (P11D value) | 1st Year RFL Rate 2023/24 | 1st reg fee 2023/24 | Recommended On The Road Price |
|--------------------------|----------------------------|------|---------------------------------|-------------------------|------------------------------|-----------------|-------------|-----------|------------------------------|------------------------------|------------------------|----------------------------------|
| Estate SE | 1.0 TSI 110PS | P | 126 | 46.3-50.4 | 12E | 30% | £20,887.50 | £4,177.50 | £25,065.00 | £210.00 | £55.00 | £25,330.00 |
| | 1.0 eTSI DSG-auto 110PS | AFV | 127 | 44.8-50.4 | 13E | 30% | £23,375.00 | £4,675.00 | £28,050.00 | £200.00 | £55.00 | £28,305.00 |
| Estate SE Dynamic | 1.0 TSI 110PS | P | 129 | 46.3-49.6 | 12E | 30% | £22,179.17 | £4,435.83 | £26,615.00 | £210.00 | £55.00 | £26,880.00 |
| | 1.0 eTSI DSG-auto 110PS | AFV | 131 | 44.8-49.6 | 13E | 31% | £24,666.67 | £4,933.33 | £29,600.00 | £245.00 | £55.00 | £29,900.00 |

*BIK value is based on WLTP CO₂ and applicable from 19/12/2023.

The Recommended 'On The Road' price includes delivery charge to Retailer and number plates, one year's Road Fund Licence at the 1st year rate (£0 - £ 2,605 depending on the CO₂ output of the vehicle), and the new vehicle registration fee (£55). VAT is calculated at 20.0%. SEAT may change RRP at any time (this includes where there are government changes in regulation and/or legislation). There may be a delay to any RRP displaying correctly on our materials. Always obtain prices from your chosen SEAT Retailer. Figures shown are for comparability purposes; only compare fuel consumption and CO₂ figures with other vehicles tested to the same technical procedures. These figures may not reflect real life driving results, which will depend upon a number of factors including the accessories fitted (post-registration), variations in weather, driving styles and vehicle load. Data correct as of 19/12/2023.

2. Pick your engine.

| | Derivative | Fuel | WLTP CO ₂ g/km | WLTP Combined mpg | Insurance group [1-50] | BIK 2023/24* | Basic price | VAT @ 20% | Retail price [P11D value] | 1st Year RFL Rate 2023/24 | 1st reg fee 2023/24 | Recommended On The Road Price |
|------------------------|----------------------------|------|---------------------------------|-------------------------|------------------------------|-----------------|-------------|-----------|------------------------------|------------------------------|------------------------|----------------------------------|
| Estate FR | 1.0 TSI 110PS | P | 128 | 46.3-49.6 | 13E | 30% | £23,804.17 | £4,760.83 | £28,565.00 | £210.00 | £55.00 | £28,830.00 |
| | 1.0 eTSI DSG-auto 110PS | AFV | 130 | 44.8-49.6 | 14E | 31% | £25,662.50 | £5,132.50 | £30,795.00 | £200.00 | £55.00 | £31,050.00 |
| | 1.5 TSI EVO 150PS | P | 133 | 43.5-47.9 | 18E | 31% | £25,079.17 | £5,015.83 | £30,095.00 | £255.00 | £55.00 | £30,405.00 |
| | 1.5 eTSI DSG-auto 150PS | AFV | 132 | 44.1-48.7 | 19E | 31% | £26,787.50 | £5,357.50 | £32,145.00 | £245.00 | £55.00 | £32,445.00 |
| | 1.4 e-HYBRID 204PS | AFV | 26 | 217.3-256.8 | 23E | 12% | £31,175.00 | £6,235.00 | £37,410.00 | £0.00 | £55.00 | £37,465.00 |
| Estate FR Sport | 1.0 eTSI DSG-auto 110PS | AFV | 131 | 44.8-48.7 | 14E | 31% | £27,137.50 | £5,427.50 | £32,565.00 | £245.00 | £55.00 | £32,865.00 |
| | 1.5 TSI EVO 150PS | P | 135 | 43.5-47.9 | 18E | 32% | £26,554.17 | £5,310.83 | £31,865.00 | £255.00 | £55.00 | £32,175.00 |
| | 1.5 eTSI DSG-auto 150PS | AFV | 133 | 44.1-47.9 | 19E | 31% | £28,262.50 | £5,652.50 | £33,915.00 | £245.00 | £55.00 | £34,215.00 |
| | 1.4 e-HYBRID 204PS | AFV | 27 | 217.3-235.4 | 23E | 12% | £32,650.00 | £6,530.00 | £39,180.00 | £0.00 | £55.00 | £39,235.00 |

*BIK value is based on WLTP CO₂ and applicable from 19/12/2023.

The Recommended 'On The Road' price includes delivery charge to Retailer and number plates, one year's Road Fund Licence at the 1st year rate (£0 - £ 2,605 depending on the CO₂ output of the vehicle), and the new vehicle registration fee (£55). VAT is calculated at 20.0%. SEAT may change RRP at any time (this includes where there are government changes in regulation and/or legislation). There may be a delay to any RRP displaying correctly on our materials. Always obtain prices from your chosen SEAT Retailer. Figures shown are for comparability purposes; only compare fuel consumption and CO₂ figures with other vehicles tested to the same technical procedures. These figures may not reflect real life driving results, which will depend upon a number of factors including the accessories fitted (post-registration), variations in weather, driving styles and vehicle load. Data correct as of 19/12/2023.

3. Pick your colour.

Print and screen view do not provide an exact representation of colour.
Please refer to the paint colour moulds at your local SEAT Retailer.



White¹

SE SE Dyn FR FRS



Magnetic Grey²

SE SE Dyn FR FRS



Nevada White²

SE SE Dyn FR FRS



Desire Red²

FR FRS



Midnight Black²

SE SE Dyn FR FRS



Graphene Grey²

FR FRS



Sapphire Blue²

SE SE Dyn FR FRS

SE SE SE Dyn SE Dynamic FR FR FRS FR Sport ¹Non-metallic ²Metallic.

Equipment.

■ Standard □ Optional – Not available

| | SE | SE Dynamic | FR | FR Sport |
|--|----|------------|----|----------|
| Wheels and tyres | | | | |
| 16" 'Urban' alloy wheels with 205/55 R16 91V tyres | ■ | – | – | – |
| 17" 'Dynamic' tri-spoke alloy wheels with 225/45 R17 91W tyres | – | ■ | – | – |
| 17" 'Dynamic' bi-spoke alloy wheels with 225/45 R17 91W tyres | – | – | ■ | – |
| 18" 'Performance' machined alloy wheels with 225/40 R18 92Y tyres | – | – | – | ■ |
| Emergency tyre repair kit | ■ | ■ | ■ | ■ |
| Tool kit (without jack) | ■ | ■ | ■ | ■ |
| Space saver spare wheel (in lieu of standard repair kit) (not available on e-Hybrid engines) | □ | □ | □ | □ |

Equipment.

■ Standard – Not available

| | SE | SE Dynamic | FR | FR Sport |
|---|----|------------|----|----------|
| Exterior equipment | | | | |
| Dark tinted rear windows | – | ■ | ■ | ■ |
| Door mirrors (electrically adjustable and heated) | ■ | ■ | – | – |
| Door mirrors (electrically adjustable, folding and heated) | – | – | ■ | – |
| Door mirrors (electrically adjustable, folding, heated and memory) | – | – | – | ■ |
| FR Sports bumpers | – | – | ■ | ■ |
| LED Headlights and tail lights | ■ | ■ | – | – |
| LED Headlights with dynamic turn signals: Welcome light silhouette from exterior mirrors, LED headlights, Dynamic headlight range control, LED taillights with dynamic turn signals, Rear Coast to Coast lighting | – | – | ■ | ■ |
| LED Front fog lamps | ■ | ■ | ■ | ■ |
| LED Rear fog lamps | ■ | ■ | ■ | ■ |
| Matt Black roof rails (Estate only) | ■ | ■ | ■ | ■ |
| Metallic paint | ■ | ■ | ■ | ■ |
| Rain sensing wipers | – | – | ■ | ■ |
| Separate daytime running light with automatic headlight control | ■ | ■ | – | – |
| Separate daytime running light with automatic headlight control and Coming Home feature (automatic) | – | – | ■ | ■ |

Equipment.

■ Standard – Not available

| | SE | SE Dynamic | FR | FR Sport |
|---|----|------------|----|----------|
| Infotainment | | | | |
| Digital cockpit | – | ■ | ■ | ■ |
| Full Link smartphone integration (Mirror Link, Wireless Apple CarPlay, Wired Google Android Auto) | ■ | ■ | ■ | ■ |
| Media System: 8.25" screen, DAB (Digital Audio Broadcasting) and AM/FM radio, Bluetooth® audio streaming and handsfree system, Steering wheel-mounted audio and phone controls | ■ | – | – | – |
| Media System Plus with Navigation: 10.0" smart touch display, USB Type C ports (two on SE dynamic, four DAB Digital Audio Broadcasting) and AM/FM radio, Bluetooth® audio streaming and handsfree system, Steering wheel-mounted audio and phone controls, Navigation system, Natural voice control | – | ■ | ■ | ■ |
| SEAT Connect: Safety, Service and Remote: Safety & Service: 10 year subscription included: Emergency call, Breakdown call, Service scheduling Remote Access: 12 month subscription included: Driving data, Parking position, Remote lock and unlock, Anti-theft/area/speed alert | ■ | – | – | – |
| SEAT Connect: Safety, Service, Remote & Online: As per SEAT Connect: Safety, Service and Remote plus. Online infotainment: 12 month subscription included: Online map update, Online traffic information, Online route calculation, Parking and petrol stations | – | ■ | ■ | ■ |
| Seven speakers | ■ | ■ | ■ | ■ |
| USB Type C (x2 in front) | ■ | – | – | – |
| USB Type C (x4 - 2 in front, 2 in rear) | – | ■ | ■ | ■ |
| Wireless phone charger | – | – | ■ | ■ |

The SEAT Connect services can be operated only by using available public communication technologies. Please note that due to development of these technologies, especially mobile networks, SEAT cannot guarantee consistent availability in all countries for the duration of SEAT Connect services. Possible changes in technology may cause permanent unavailability of them.

Equipment.

■ Standard □ Optional – Not available

| | SE | SE Dynamic | FR | FR Sport |
|--|----|------------|----|----------|
| Interior equipment | | | | |
| Dimming rear view mirror | ■ | ■ | – | – |
| Auto-dimming rear view mirror | – | – | ■ | ■ |
| Interior lighting (glovebox illuminated) | ■ | ■ | – | – |
| Ambient lighting (glovebox, footwell and single mono-colour) | – | – | ■ | ■ |
| Interior wraparound lighting | – | – | □ | ■ |
| Front centre armrest | – | ■ | ■ | ■ |
| Front and rear reading lights (four) | ■ | ■ | ■ | ■ |
| Sun visors with mirror | ■ | ■ | – | – |
| Sun visors with illuminated mirror | – | – | ■ | ■ |

Equipment.

■ Standard – Not available

| | SE | SE Dynamic | FR | FR Sport |
|---|----|------------|----|----------|
| Seats and trim | | | | |
| Black headlining | – | – | – | ■ |
| Grey headlining | ■ | ■ | ■ | – |
| Chrome interior detailing | ■ | ■ | ■ | ■ |
| Cloth upholstery | ■ | ■ | ■ | – |
| Driver and passenger seat manual height-adjustment | ■ | ■ | ■ | – |
| Driver seat manual lumbar adjustment | ■ | ■ | – | – |
| Front seats manual lumbar adjustment | – | – | ■ | – |
| Heated front seats | – | – | – | ■ |
| Illuminated front door sill | – | – | ■ | ■ |
| Leather flat bottomed, perforated steering wheel and leather gearstick (gearshift paddles replace leather gearstick on DSGs) | ■ | ■ | – | – |
| Leather flat bottomed, perforated steering (with red stitching and FR logo) and leather gearstick (gearshift paddles replace leather gearstick on DSGs) | – | – | ■ | – |
| Leather, heated steering wheel (gearshift paddles replace leather gearstick on DSGs) | – | – | – | ■ |
| Microsuede upholstery | – | – | – | ■ |
| Powered driver seat with memory and manual height-adjustment for passenger (Not available on eTSI engine) | – | – | – | ■ |
| Powered lumbar adjustment on driver side, manual on passenger side (Not available on eTSI engine) | – | – | – | ■ |
| Rear bench seats with 60/40 split | ■ | ■ | – | – |
| Rear bench seats with 60/40 split and armrest | – | – | ■ | ■ |
| Storage pockets on rear of front seats | ■ | ■ | ■ | ■ |

Equipment.

■ Standard – Not available

| | SE | SE Dynamic | FR | FR Sport |
|--|----|------------|----|----------|
| Functional and mechanical | | | | |
| 12v power supply in centre console | ■ | ■ | ■ | ■ |
| Air conditioning | ■ | – | – | – |
| SEAT drive profile selection: Four different modes (Normal-Sport-Eco-Individual), Throttle response, Gear shifts mode (only DSG models) | – | – | ■ | ■ |
| Electro-mechanical power steering (speed-sensitive) | ■ | ■ | ■ | ■ |
| Electric front and rear windows | ■ | ■ | ■ | ■ |
| Electronic parking brake | ■ | ■ | ■ | ■ |
| Parking sensors (rear) | ■ | – | – | – |
| Park assist (including front and rear parking sensors) | – | ■ | ■ | ■ |
| Rear View Camera | – | ■ | ■ | ■ |
| Start-stop and regenerative braking | ■ | ■ | ■ | ■ |
| Sports suspension | – | – | ■ | ■ |
| Three zone climate control | – | ■ | ■ | ■ |
| Charging cable mode 2, 10amp. (e-Hybrid only) | – | – | ■ | ■ |
| Charging cable mode 3, 16amp. (e-Hybrid only) | – | – | ■ | ■ |

Equipment.

■ Standard □ Optional – Not available

| | SE | SE Dynamic | FR | FR Sport |
|--|----|------------|----|----------|
| Safety and security | | | | |
| Anti-theft alarm system, interior monitoring, backup horn, and towing protection | ■ | ■ | ■ | ■ |
| Brake control system (ESC and brake booster) | ■ | ■ | ■ | ■ |
| Cruise control with speed limiter | ■ | ■ | ■ | ■ |
| Driver and front passenger airbags with front passenger airbag deactivation, front side, curtain airbags | ■ | ■ | ■ | ■ |
| Extended safety system: Seat belt tensioner, window closure and hazard lights | ■ | ■ | ■ | ■ |
| Front assist: Forward collision warning braking reaction to vehicles, pedestrians and cyclists | ■ | ■ | ■ | ■ |
| Folding boot cover (Sliding on Estate) | ■ | ■ | ■ | ■ |
| Five headrests | ■ | ■ | ■ | ■ |
| KESY Go (Keyless start) | ■ | ■ | ■ | ■ |
| ISOFIX points in outer rear seats with top tether anchorage points | ■ | ■ | ■ | ■ |
| Lane Keeping System | ■ | ■ | ■ | ■ |
| Lockable tailgate | ■ | ■ | ■ | ■ |
| Safety and Driving Pack (M): Dynamic road sign display, Auto High Beam Assist, Predictive and adaptive cruise control with follow to stop and speed limiter | – | – | □ | □ |
| Safety and Driving Pack (L): Dynamic road sign display, Auto High Beam Assist, Predictive and adaptive cruise control with follow to stop and speed limiter, Side assist, exit assist and exit warning system | – | – | □ | □ |
| Safety and Driving Pack (XL): Dynamic road sign display, Auto High Beam Assist, Predictive and adaptive cruise control with follow to stop and speed limiter, Side assist, exit assist and exit warning system, Semi-autonomous vehicle control in an emergency, Heated Leather wrapped multi-function steering wheel with tiptronic | – | – | □ | □ |
| Seat belt reminder for front and rear seats | ■ | ■ | ■ | ■ |
| Tiredness recognition system | ■ | ■ | ■ | ■ |
| Tyre Pressure Monitoring System | ■ | ■ | ■ | ■ |

Option prices.

■ Standard □ Optional – Not available

| | SE | SE Dynamic | FR | FR Sport | Basic price | VAT @ 20% | Recommended retail price |
|---|----|------------|----|----------|-------------|-----------|--------------------------|
| Wheels and tyres | | | | | | | |
| Space saver spare wheel (in lieu of standard repair kit) | □ | □ | □ | □ | £108.33 | £21.67 | £130.00 |
| Exterior equipment | | | | | | | |
| Tow bar pre-installation | □ | □ | □ | □ | £129.17 | £25.83 | £155.00 |
| Electric towing hook | □ | □ | □ | □ | £658.33 | £131.67 | £790.00 |
| Panoramic sunroof (5dr) | □ | □ | □ | □ | £904.17 | £180.83 | £1,085.00 |
| Panoramic sunroof* (Estate) | □ | □ | □ | □ | £920.83 | £184.17 | £1,105.00 |
| Interior equipment | | | | | | | |
| Interior wraparound lighting (FR) | – | – | □ | ■ | £254.17 | £50.83 | £305.00 |
| Functional equipment | | | | | | | |
| Safety and Driving Pack (M): | | | | | | | |
| Dynamic road sign display, Auto High Beam Assist, Predictive and adaptive cruise control with follow to stop and speed limiter | – | – | □ | □ | £204.17 | £40.83 | £245.00 |
| Safety and Driving Pack (L): | | | | | | | |
| (requires interior wraparound lighting) Dynamic road sign display, Auto High Beam Assist, Predictive and adaptive cruise control with follow to stop and speed limiter, Side assist, exit assist and exit warning system | – | – | □ | □ | £583.33 | £116.67 | £700.00 |
| Safety and Driving Pack (XL): | | | | | | | |
| (requires interior wraparound lighting and only available on DSG-auto engines) Dynamic road sign display, Auto High Beam Assist, Predictive and adaptive cruise control with follow to stop and speed limiter, Side assist, exit assist and exit warning system, Semi-autonomous vehicle control in an emergency, Heated leather wrapped multi-function steering wheel with tiptronic | – | – | □ | □ | £745.83 | £149.17 | £895.00 |

*Not available with Tow-bar or Electric Towing Hook on e-Hybrid.

Warranties, service plans and insurance.

Optional

| Extended Warranties | | All trims | Basic price | VAT @ 20% | Recommended retail price |
|--|----------------------|--------------------------|-------------|-----------|--------------------------|
| When you buy a new SEAT it is covered by a 3 year/60,000 miles manufacturer warranty. You can extend this cover, with a 4 year/75,000 miles or 5 year/90,000 miles SEAT Extended Manufacturer Warranty, and get the same level of cover. It is fully transferable to a new owner if you decided to sell your SEAT. | 4 years/75,000 miles | <input type="checkbox"/> | £245.83 | £49.17 | £295.00 |
| Please note: The SEAT Extended Manufacturer Warranty is only available at the time of ordering a new SEAT. | 5 years/90,000 miles | <input type="checkbox"/> | £391.67 | £78.33 | £470.00 |

Extended Warranty for existing owners: If your existing warranty is about to expire, or if you haven't already got one in place, our Extended Warranty* is designed to protect you. For a quote, visit [insurewithseat.co.uk](#)

*SEAT Financial Services is a trading name of Volkswagen Financial Services (UK) Limited. SEAT Extended Warranty is sold and administered by Lawshield UK Limited and underwritten by AWP P&C SA. Terms, conditions, and eligibility criteria apply.

| Service plan | All trims | Upfront payment | or | Monthly cost |
|--|------------------------------|--------------------------|---------|-------------------------------|
| New Fixed Price Service Plans are available for cars up to 12 months. You always know where you are with our fixed price plans which are inflation proof. Available at participating SEAT Retailers. | Includes 1st and 2nd service | <input type="checkbox"/> | £480.00 | 24 monthly payments of £20.00 |
| Go to seat.co.uk/bookservice | | | | |
| Prices are subject to change. | | | | |

The SEAT Warranty

Three-year Warranty.

All new SEAT's registered in the UK come with a three year/60,000 miles warranty, which protects your car against the failure of most mechanical and electrical components due to manufacturing defects. This comprises a two-year manufacturer's warranty with unlimited mileage plus a further one-year/60,000 (whichever is soonest).

Retailer Warranty.

Should the mileage exceed 60,000 miles within the first two years, the manufacturer's two-year warranty will still be valid. If an additional warranty for subsequent years or higher mileage is desired, it may be purchased from an authorised SEAT Retailer or repairer, however, this additional warranty must be purchased before the mileage reaches 60,000. Cover is subject to the car being serviced and maintained according to the manufacturer's technical guidelines.

Full details of the three-year warranty are available from your SEAT Retailer or repairer.

Warranties, service plans and insurance.

SEAT Extended Manufacturer Warranty

If you take out a SEAT Extended Manufacturer Warranty before your new car is registered, you'll get exactly the same level of cover as the three year warranty, but for up to five years. You can choose a SEAT Extended Manufacturer Warranty to last until the end of the 4th year/up to 75,000 miles or until the end of the 5th year/up to 90,000 miles (whichever is soonest). Please note: SEAT Extended Manufacturer Warranty products are only available at the time of ordering your new SEAT.

Three-year Paint Warranty

The paintwork of all models featured in this price list is covered against manufacturing defects for a period of three years. Naturally, the vehicle must be cared for in compliance with the operating instructions which will be found in your vehicle handbook. Please consult your authorised SEAT Retailer or repairer for full warranty details.

Twelve-year Body Protection Warranty

The internal body sections and panels of the models featured in this price list are covered against rusting through from the outside for twelve years. Naturally, the vehicle must be cared for in compliance with the operating instructions which will be found in your vehicle handbook. Please consult your authorised SEAT Retailer or repairer for full warranty details.

SEAT Parts Warranty

SEAT parts and accessories supplied after new vehicle delivery are covered by our 24 months parts warranty.

SEAT Car Insurance

Complimentary Drive Away cover*

Every new and Approved Used SEAT comes with five days' complimentary insurance cover, getting you on the road quickly and easily so you can simply enjoy the drive. SEAT Drive Away Insurance is designed specifically for your SEAT and guarantees that your car will be repaired in a SEAT Approved Repairer. Speak to your SEAT Retailer for more details.

Subject to eligibility.

We will also provide you with an annual quote, with no additional questions asked, so you can continue to enjoy all the benefits SEAT Car Insurance offers.

Read on for more details.

Annual Car Insurance*

SEAT Car Insurance offers quality service and support when you need it most, with a policy tailored specifically for your SEAT. Just as you'd expect from SEAT, our annual car insurance provides comprehensive cover, with lots of benefits included at no extra cost.

Insure your car with SEAT and relax knowing we only use SEAT trained technicians, who know your car inside out, and SEAT genuine parts[†], giving you the peace of mind that your SEAT will be repaired to the same high standards as before and to original manufacturer specifications.

[†]Excludes windscreen claims.

Get a quote or find out more at

insurewithseat.co.uk/car-insurance

Alternatively, call us on **0345 877 6555**.

Lines are open 8am-8pm Monday to Friday and 9am-5pm Saturday.

*SEAT Car Insurance is provided and underwritten by U K Insurance Limited. Calls may be recorded. SEAT Financial Services is a trading name of Volkswagen Financial Services (UK) Limited ("VWFS UK"), registered in England and Wales No.2835230 (registered office: Brunswick Court, Yeomans Drive, Blakelands, Milton Keynes MK14 5LR). Until 31st October 2022 Volkswagen Insurance Service (Great Britain) Ltd operates as an appointed representative of VWFS UK, after this date all references to Volkswagen Insurance Service (Great Britain) Ltd should instead be read as VWFS UK. VWFS UK is authorised and regulated by the Financial Conduct Authority. VWFS UK and U K Insurance Limited are not part of the same corporate group.

Warranties, service plans and insurance.

SEAT Gap Insurance

If your SEAT is written off, your motor insurer will usually pay out based on the current market value of your vehicle. This could be a lot less than its original value and therefore may leave you with an unexpected shortfall. Our Gap Insurance helps to cover the gap left by this shortfall to get you back in a new SEAT or help pay off any outstanding finance, lease or hire agreement. SEAT Gap Insurance can be purchased up to 100 days after you have collected your new or used vehicle.

For more information, visit
insurewithseat.co.uk/gap-insurance
or visit your local participating SEAT Retailer.

SEAT Gap Insurance is administered by Car Care Plan Limited and underwritten by Motors Insurance Company Limited.

SEAT Roadside Assistance (including European cover)

Any new SEAT purchased and registered in the UK from an authorised SEAT Retailer, is covered free by SEAT Assistance (including European cover) for roadside repairs or recovery to an authorised repairer for a term of two years. Terms and conditions apply.

Specifications

Specifications refer to Model Year 2024. While SEAT makes every effort to make sure that specifications are accurate at the time of publication (12/2023), you should always check details with your SEAT Retailer as there may have been changes in view of SEAT's policy of continuous product improvement. The right is reserved to change specification and colour at any time. The information in this price list can therefore be given as guidance only.

*SEAT Car Insurance is provided and underwritten by U K Insurance Limited. Calls may be recorded. SEAT Financial Services is a trading name of Volkswagen Financial Services (UK) Limited ("VWFS UK"), registered in England and Wales No.2835230 (registered office: Brunswick Court, Yeomans Drive, Blakelands, Milton Keynes MK14 5LR). Until 31st October 2022 Volkswagen Insurance Service (Great Britain) Ltd operates as an appointed representative of VWFS UK, after this date all references to Volkswagen Insurance Service (Great Britain) Ltd should instead be read as VWFS UK. VWFS UK is authorised and regulated by the Financial Conduct Authority. VWFS UK and U K Insurance Limited are not part of the same corporate group.

Vehicle excise duty.

All new vehicles are subject to a form of Vehicle Excise Duty (VED) based on the type of fuel the vehicle uses and its carbon dioxide (CO₂) emission level, measured in grammes per kilometre (g/km). The table below illustrates the duty you will pay based on the DVLA bandings.

12-month Road Fund Licence (RFL) rate for petrol and diesel cars: Cars registered on or after 1 April 2023

| CO ₂ g/km | 1st year rate – Petrol / Diesel | 1st year rate – Alternative Fuel Vehicles (AFVs) |
|----------------------|---------------------------------|--|
| 0 | £0 | £0 |
| 1 | £10 | £0 |
| 51 | £30 | £20 |
| 76 | £130 | £120 |
| 91 | £165 | £155 |
| 101 | £185 | £175 |
| 111 | £210 | £200 |
| 131 | £255 | £245 |
| 151 | £645 | £635 |
| 171 | £1,040 | £1,030 |
| 191 | £1,565 | £1,555 |
| 226 | £2,220 | £2,210 |
| 256 | £2,605 | £2,595 |

The standard rate for Petrol and Diesel is £180 and £170 for Alternative Fuel Vehicles. Please be aware vehicles with a list price (RRP), including options, higher than £40,000 will incur an additional £390 a year in vehicle tax, from the second time the vehicle is taxed.
For full details please refer to gov.uk/vehicle-tax-rate-tables

Benefit in kind tax.

How to calculate your liability

The BIK percentage value is based on the CO₂ emissions of the vehicle for the current tax year 2023/24.

BIK calculation example: Leon 5dr FR 1.4 e-Hybrid 204PS

| | |
|--|------------|
| P11D value (OTR price less RFL and first registration fee) | £36,055.00 |
|--|------------|

| | |
|---------------------------------------|----|
| WLTP CO ₂ emissions (g/km) | 25 |
|---------------------------------------|----|

| | |
|---|-----|
| Company car BIK tax based on CO ₂ emission level | 12% |
|---|-----|

| | |
|--|-----------|
| Taxable BIK (for 2023/24 tax year): 12% of £36,055.00 | £4,326.60 |
|--|-----------|

Annual Company Car Tax 2023/24 (@20% Income Tax)

| | |
|------------------|-------------------|
| 20% of £4,326.60 | £865.32 per annum |
|------------------|-------------------|

Monthly Company Car Tax 2023/24 (@20% Income Tax)

| | |
|-----------------------|------------------|
| £865.32 divided by 12 | £72.11 per month |
|-----------------------|------------------|

5dr technical data.

| | 1.0 TSI EVO 110PS | 1.0 eTSI EVO DSG-auto 110PS | 1.5 TSI EVO 150PS | 1.5 eTSI EVO DSG-auto 150PS | 1.4 e-HYBRID DSG-Auto 204PS |
|--|----------------------|--------------------------------|--------------------------|--------------------------------|--------------------------------|
| Engine | | | | | |
| Type (cylinders/valves per cylinder) | 3/4 | 3/4 | 4/4 | 4/4 | 4/4 |
| Displacement (cc) | 999 | 999 | 1498 | 1498 | 1395 |
| Bore and stroke (mm) | 74.5 / 76.4 | 74.5 / 76.4 | 74.5 / 85.9 | 74.5 / 85.9 | 74.5 / 80.0 |
| Compression ratio | 11.5 | 11.5 | 10.5 | 10.5 | 10.0 |
| Maximum power (kW (PS)/rpm) ¹ | 81 (110) / 5500 | 81 (110) / 5500 | 110 (150) / 5000-6000 | 110 (150) / 5000-6000 | 110 (150) / 5000-6000 |
| Maximum torque (Nm/rpm) | 200 / 2000-3000 | 200 / 2000-3000 | 250 / 1500-3500 | 250 / 1500-3500 | 250 / 1500-3500 |
| Fuel supply system | TSI Direct Injection | TSI Direct Injection | TSI Direct Injection | TSI Direct Injection | TSI Direct Injection |
| Fuel type | Unleaded petrol | Unleaded petrol | Unleaded petrol | Unleaded petrol | Unleaded petrol |
| Emission control | RDE 2 | RDE 2 | RDE 2 | RDE 2 | RDE 2 |
| Start/stop system | Yes | Yes | Yes | Yes | Yes |

1. The maximum power output figures are quoted in PS (or Pferdestärke, which is the metric equivalent of horsepower). To convert from metric to imperial horsepower, divide the PS by 1.0139.

5dr technical data.

| | 1.0 TSI EVO 110PS | 1.0 eTSI EVO DSG-auto 110PS | 1.5 TSI EVO 150PS | 1.5 eTSI EVO DSG-auto 150PS | 1.4 e-HYBRID DSG-Auto 204PS |
|----------------------------------|----------------------|--------------------------------|----------------------|--------------------------------|--------------------------------|
| Performance | | | | | |
| Maximum speed (km/h) | 197 | 192 | 217 | 217 | 220 |
| Maximum speed (mph) ¹ | 122 | 119 | 135 | 135 | 137 |
| Acceleration 0-62mph (s) | 10.9 | 10.6 | 8.7 | 8.7 | 7.5 |
| Transmission | | | | | |
| Gearbox type | 6-speed manual | 7-speed automatic | 6-speed manual | 7-speed automatic | 6-speed automatic |

1. Where law permits.

5dr technical data.

| | 1.0 TSI EVO 110PS | 1.0 eTSI EVO DSG-auto 110PS | 1.5 TSI EVO 150PS | 1.5 eTSI EVO DSG-auto 150PS | 1.4 e-HYBRID DSG-Auto 204PS |
|--|---|--------------------------------|----------------------|--------------------------------|--------------------------------|
| Fuel consumption¹ (WLTP) | | | | | |
| Combined mpg range | 47.1-51.4 | 45.6-51.4 | 44.1-48.7 | 44.8-48.7 | 217.3-256.8 |
| Trim & emission (WLTP) CO₂ (g/km) | | | | | |
| SE | 125 | 124 | – | – | – |
| SE Dynamic | 128 | 128 | – | – | – |
| FR | 128 | 127 | 132 | 132 | 25 |
| FR Sport | – | 128 | 133 | 133 | 26 |
| Chassis | | | | | |
| Front suspension | Independent type McPherson, coil springs and hydraulic shock absorber | | | | |
| Rear suspension | Semirigid axle (≤110kW) / Multilink axle (>110kW and PHEV), coil springs and hydraulic shock absorber | | | | |
| Steering system | R-EPS (Rack Electric Power System), Versions w. DCC: R-EPS Progressive steering | | | | |
| Turning circle diameter [wall to wall] (m) | 10.5 / 11.2 (between walls) | | | | |
| Braking system | | | | | |
| Anti-lock Braking System (ABS) | Dual hydraulic circuit and brake system diagonal split with brake booster | | | | |
| Type (front/rear) | Front ventilated disc brakes and rear solid disc brakes | | | | |
| Front discs (mm) | 288 x 25 | 288 x 25 | 288 x 25 | 288 x 25 | 306 x 26 |
| Rear discs (mm) | 272 x 10 | 272 x 10 | 272 x 10 | 272 x 10 | 272 x 10 |

1. Figures shown are for comparability purposes; only compare fuel consumption and CO₂ figures with other vehicles tested to the same technical procedures. These figures may not reflect real life driving results, which will depend upon a number of factors including the accessories fitted (post-registration), variations in weather, driving styles and vehicle load. Data correct at 19/12/2023.

5dr technical data.

| | 1.0 TSI EVO 110PS | 1.0 eTSI EVO DSG-auto 110PS | 1.5 TSI EVO 150PS | 1.5 eTSI EVO DSG-auto 150PS | 1.4 e-HYBRID DSG-Auto 204PS |
|--|----------------------|--------------------------------|----------------------|--------------------------------|--------------------------------|
| Weights | | | | | |
| Kerb weight [with driver] (kg) | 1293 | 1335 | 1332 | 1417 | 1620 |
| Permissible gross weight (kg) | 1750 | 1850 | 1860 | 1940 | 2050 |
| Max. towing weight without brake (kg) | 630 | 660 | 660 | 680 | 750 |
| Max. towing weight with brake 8% (kg) | 1500 | 1500 | 1700 | 1700 | 1700 |
| Max. towing weight with brake 12% (kg) | 1300 | 1300 | 1500 | 1500 | 1500 |
| Dimensions Leon 5dr | | | | | |
| Boot capacity (l) | 380 | 380 | 380 | 380 | 270 |
| Fuel tank capacity (l) | 45 | 45 | 45 | 45 | 40 |

Estate technical data.

| | 1.0 TSI 110PS | 1.0 eTSI DSG-auto 110PS | 1.5 TSI 150PS | 1.5 eTSI DSG-auto 150PS | 1.4 e-HYBRID DSG-Auto 204PS |
|--|----------------------|----------------------------|--------------------------|----------------------------|--------------------------------|
| Engine | | | | | |
| Type (cylinders/valves per cylinder) | 3/4 | 3/4 | 4/4 | 4/4 | 4/4 |
| Displacement (cc) | 999 | 999 | 1498 | 1498 | 1395 |
| Bore and stroke (mm) | 74.5 / 76.4 | 74.5 / 76.4 | 74.5 / 85.9 | 74.5 / 85.9 | 74.5 / 80.0 |
| Compression ratio | 11.5 | 11.5 | 10.5 | 10.5 | 10.0 |
| Maximum power (kW (PS)/rpm) ¹ | 81 (110) / 5500 | 81 (110) / 5500 | 110 (150) / 5000-6000 | 110 (150) / 5000-6000 | 110 (150) / 5000-6000 |
| Maximum torque (Nm/rpm) | 200 / 2000-3000 | 200 / 2000-3000 | 250 / 1500-3500 | 250 / 1500-3500 | 250 / 1500-3500 |
| Fuel supply system | TSI Direct Injection | TSI Direct Injection | TSI Direct Injection | TSI Direct Injection | TSI Direct Injection |
| Fuel type | Unleaded petrol | Unleaded petrol | Unleaded petrol | Unleaded petrol | Unleaded petrol |
| Emission control | RDE 2 | RDE 2 | RDE 2 | RDE 2 | RDE 2 |
| Start/stop system | Yes | Yes | Yes | Yes | Yes |

1. The maximum power output figures are quoted in PS (or Pferdestärke, which is the metric equivalent of horsepower). To convert from metric to imperial horsepower, divide the PS by 1.0139.

5dr technical data.

| | 1.0 TSI 110PS | 1.0 eTSI DSG-auto 110PS | 1.5 TSI 150PS | 1.5 eTSI DSG-auto 150PS | 1.4 e-HYBRID DSG-Auto 204PS |
|---|---------------|----------------------------|------------------|----------------------------|----------------------------------|
| Electric Engine/Charging System | | | | | |
| Max Power (kw/PS) | - | - | - | - | 85 (116) |
| Max Torque (nm) | - | - | - | - | 330 |
| Battery type | - | - | - | - | Li-ion |
| Battery capacity (ah) | - | - | - | - | 404 |
| Battery capacity (kw/h) | - | - | - | - | 59 |
| Battery voltage (v) | - | - | - | - | 13 |
| Battery cells | - | - | - | - | 96 (8 modules, 12 cells each) |
| Charge type (AC/DC) | - | - | - | - | AC |
| Charging time AC 2.3kw (10amp) 0-100% | - | - | - | - | 5hrs |
| Charging time AC 3.6kw (16amp) 0-100% | - | - | - | - | 3hrs 33mins |
| Electric Consumption | | | | | |
| Electric consumption combined WLTP (kwh/100km) | - | - | - | - | 14.6-15.3 |
| Electric range WLTP (km) | - | - | - | - | 63-59 |
| Electric range WLTP (miles) based on lowest figure | - | - | - | - | 39-36 |
| System | | | | | |
| Max power (kw/ps) | - | - | - | - | 150 (204) |
| Max torque (NM) | - | - | - | - | 350 |

Estate technical data.

| | 1.0 TSI 110PS | 1.0 eTSI DSG-auto 110PS | 1.5 TSI 150PS | 1.5 eTSI DSG-auto 150PS | 1.4 e-HYBRID DSG-Auto 204PS |
|----------------------------------|----------------|----------------------------|------------------|----------------------------|--------------------------------|
| Performance | | | | | |
| Maximum speed (km/h) | 199 | 199 | 218 | 218 | 220 |
| Maximum speed (mph) ¹ | 124 | 124 | 135 | 135 | 137 |
| Acceleration 0-62mph (s) | 11.3 | 11.0 | 9.0 | 8.8 | 7.7 |
| Transmission | | | | | |
| Gearbox type | 6-speed manual | 7-speed automatic | 6-speed manual | 7-speed automatic | 6-speed automatic |

1. Where law permits.

Estate technical data.

| | 1.0 TSI 110PS | 1.0 eTSI DSG-auto 110PS | 1.5 TSI 150PS | 1.5 eTSI DSG-auto 150PS | 1.4 e-HYBRID DSG-Auto 204PS |
|--|--|----------------------------|------------------|----------------------------|--------------------------------|
| Fuel consumption¹ (WLTP) | | | | | |
| Combined mpg range | 46.3-50.4 | 44.8-50.4 | 43.5-47.9 | 44.1-48.7 | 217.3-256.8 |
| Trim & emission (WLTP) CO₂ (g/km) | | | | | |
| SE | 126 | 127 | – | – | – |
| SE Dynamic | 129 | 131 | – | – | – |
| FR | 128 | 130 | 133 | 132 | 26 |
| FR Sport | – | 130 | 135 | 133 | 27 |
| Chassis | | | | | |
| Front suspension | Independent type McPherson, coil springs and hydraulic shock absorber | | | | |
| Rear suspension | Semirigid axle (≤110kW) / multi-link axle (>110kW and PHEV), coil springs and hydraulic shock absorber | | | | |
| Steering system | R-EPS (Rack Electric Power System) | | | | |
| Turning circle diameter [wall to wall] (m) | 10.5 / 11.2 (between walls) | | | | |
| Braking system | | | | | |
| Anti-lock Braking System (ABS) | Dual hydraulic circuit and brake system diagonal split with brake booster | | | | |
| Type (front/rear) | Front ventilated disc brakes and rear solid disc brakes | | | | |
| Front discs (mm) | 288 x 25 | 288 x 25 | 288 x 25 | 288 x 25 | 306 x 26 |
| Rear discs (mm) | 272 x 10 | 272 x 10 | 272 x 10 | 272 x 10 | 272 x 10 |

1. Figures shown are for comparability purposes; only compare fuel consumption and CO₂ figures with other vehicles tested to the same technical procedures. These figures may not reflect real life driving results, which will depend upon a number of factors including the accessories fitted (post-registration), variations in weather, driving styles and vehicle load. Data correct at 19/12/2023.

Estate technical data.

| | 1.0 TSI 110PS | 1.0 eTSI DSG-auto 110PS | 1.5 TSI 150PS | 1.5 eTSI DSG-auto 150PS | 1.4 e-HYBRID DSG-Auto 204PS |
|--|---------------|----------------------------|------------------|----------------------------|--------------------------------|
| Weights | | | | | |
| Kerb weight [with driver] (kg) | 1344 | 1387 | 1384 | 1416 | 1663 |
| Permissible gross weight (kg) | 1900 | 1940 | 1950 | 1980 | 2070 |
| Max. towing weight without brake (kg) | 660 | 690 | 690 | 700 | 750 |
| Max. towing weight with brake 8% (kg) | 1500 | 1500 | 1700 | 1700 | 1700 |
| Max. towing weight with brake 12% (kg) | 1300 | 1300 | 1500 | 1500 | 1500 |

| | | | | | |
|-------------------------------|-----|-----|-----|-----|-----|
| Dimensions Leon Estate | | | | | |
| Boot capacity (l) | 620 | 620 | 620 | 620 | 470 |
| Fuel tank capacity (l) | 45 | 45 | 45 | 45 | 40 |

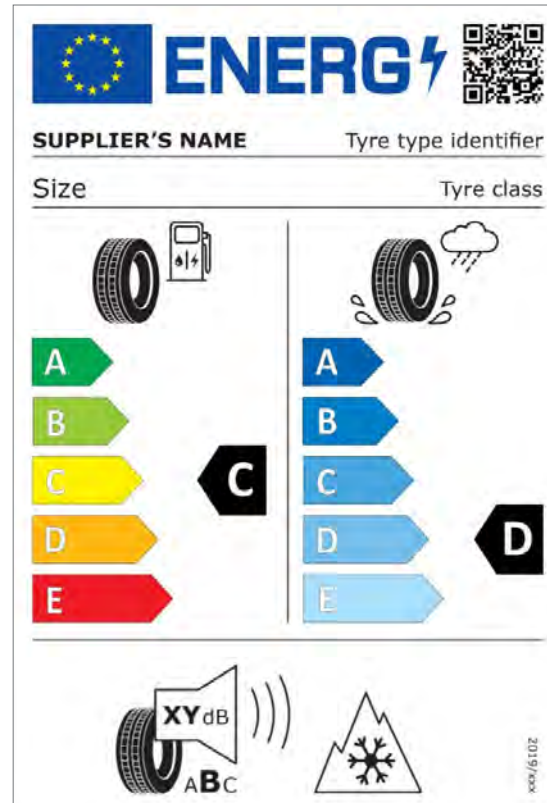


Your tyre label.

They may not be the first part of your SEAT you notice, but your tyres play a vital role in keeping you on the road. Your EU tyre label tells you everything you need to know.

You'll see detailed information on your tyres and their technical specifications on the SEAT online car configurator. Click **here** to start building your SEAT now.

Due to the variation of tyres that may be fitted during production, the configurator will show multiple tyre labels. It is not possible to select a specific tyre when ordering a vehicle.



Fuel efficiency

This is a measure of 'rolling resistance' – in other words, the amount of energy lost through motion. The lower the rolling resistance, the lower your fuel consumption, with tyres rated as class A being the most efficient.

Wet grip

Rigorous testing ensures your tyres give great handling and performance in all conditions. Wet grip specifically measures how well you can brake in wet conditions, with grade A giving the shortest stopping distance.

External noise

Tyres are carefully measured so you know exactly how much noise they'll make while driving. If decibels don't mean a lot to you, don't worry. Each tyre also falls into a noise class A being the quietest and C the loudest.



SEAT is committed to a policy of continuous product development and reserves the right to make changes to specifications, colours and prices without notice. The information in this brochure can therefore be given as guidance only. While SEAT makes every effort to ensure that specifications are accurate at the time of publication, you should always check with your authorised SEAT Partner for the latest information. Due to limitations of the printing process the colours reproduced in this brochure may vary slightly from the actual paint colour and material. This vehicle and all its parts, as well as the original spares, were designed according to the Legal Regulations governing the prevention and minimisation of Environmental Impact, through the use of recycled/recyclable materials, with measures taken to achieve suitable recycling for the conservation and improvement of environmental quality.

Published in the UK, December 2023.

seat.co.uk

12050737_051223